

Performance

SOYAL®

Access control system

simple . flexible . secure



Soyal advanced and more precise control of who (card user) can enter where (door group) at what time (time zone) using what method (card and/ or pin).

- High user capacity up to 15000 cards.
- Can set different access method following up to 63 interval within same day.
- Ability to set expiry date for users.
- Advance attendance "Auto" change shift duty or "manually" press function key (F1,F2,F3,F4)
- User friendly big LCD showing welcome screen, employee alias name, time, date display to avoid any employee clocking time dispute.
- Programable scheduled output to external music box for shift announcement.
- HW parameter, time attendance & reporting set from PC.
- Alarm function - force entry, door open too long and tamper warning.
- Full 10 digit wiegand format for higher security.
- Auto RF learning for faster and easier card enrollment.
- Compact modern design suitable in any decoration.
- Built in watchdog to prevent system hang




AR829E
Controller with
built-in reader



AR721U
Auxiliary Wiegand
reader



time attendance



turnstile access



elevator access



Door access



parking access



ONE FOR ALL HARDWARE, ALL IN ONE SOFTWARE

Performance RFID access control system



AR829E is a high performance single door controller with built in RF reader. Multiple AR829E can be connected together to PC. AR829E can effectively protect your premises from unwanted visitor and at the same time function as time attendance clocking terminal. With all-in-one software, this is the best value solution.

Generally, AR829E is installed inside as EXIT reader while AR721U installed outside as ENTRY reader. There are 2 versions available: AR829E (Standard 125Khz) and AR829E_1356 (Mifare 13.56Mhz).

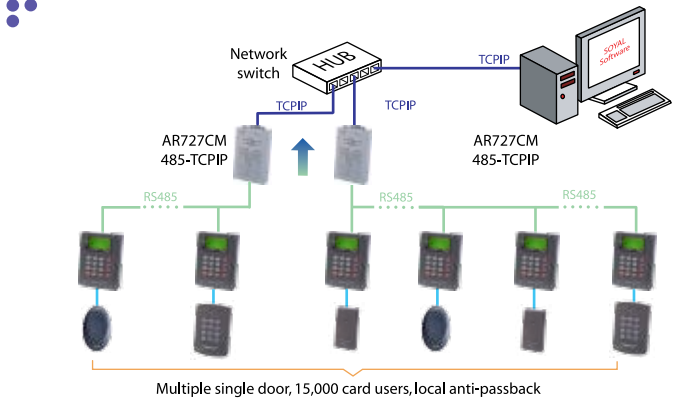
AR829E specification

Card user	15000
Event memory	11000
Time zone / Holiday	63 / 120
Door Group	255
Anti-passback	YES , Local anti-passback only
Alarm (Tamper, force entry & door open too long)	YES
Elevator Control	15000 users / 64 floor
Direct PC software	YES
Multi reader networking with AR716E	NO
Access Mode	Card only, card or pin, card and pin
Access pin number format	Pin only or user num + pin
Expiry Date	Start and Ending expiry date for 5000 users
Big LCD screen	Resolution 128X64. 4 text lines with 16 characters each line.
Editing using LCD interface	YES
Wiegand port	1 input port (selectable WG 26 or 34)
Push button input	1 negative trigger input
Alarm sensor input	1 negative trigger input
Door Output (dry contact)	0.1 - 600 sec, N.O / N.C, max 24V-1A
Alarm Output (open collector)	0.1 - 600 sec, active low output
Reader RF frequency	125KHz or Mifare 13.56 MHz
Reading range	Approx 10cm (4inch)
Date communication	RS485 - 9600 bps (N,8,1)
Power consumption	10-24V, less than 3W
Dimension, weight	128(H) x 96(W) x 35(D), 230 gram


RS485 network connection



TCP/IP network connection



Standalone connection



AR721U wiegand specification

RF frequency	125KHz
Reading range	7 cm
Power consumption	9 -16V, less than 0.7W
Dimension, weight	81(h) x 43(w) x 18(d) mm, 45 gram

Accessories



SOYAL®

Features, specifications and dimensions are subject to change without notice.

Authorized dealer